

# Masked Face Deepfake Detection: A Robust and Accurate Framework for Modern Threats

Chamarthy Naga Sai Sriram, B. Dinesh Reddy

Emails: [sriram2491999@gmail.com](mailto:sriram2491999@gmail.com), [dinesh4net@gmail.com](mailto:dinesh4net@gmail.com)

Department of Computer Science Engineering - Artificial intelligence and Machine learning, Vignan's Institute of Information Technology, Duvvada, Visakhapatnam, Andhra Pradesh, India.

## ABSTRACT

Increasing number of people concerned about Deepfake technology is a way to create synthetic media using artificial intelligence - and its ability to spread incorrect information and facilitate digital manipulation is focused on this study. The wide use of acute face masks of the Covid-19 epidemic, and luminously more sophisticated identity techniques, has made it even more difficult to identify Deepfake films. To fulfill this requirement, the Deepfake Face Mask Dataset (DFFMD) project presents a collection of customized images designed to train the detection algorithm, which is identifying the Deepfake Video, where Varna Masks are wearing. Including preparatory steps, function-based analysis, remaining connections and batch normalization, the study benefits from a new technology using an Inception-ResNet-v2 architecture. This advanced model improves more traditional approaches, including InceptionResNetV2 and VGG19, especially when the faces of individuals handle hidden conditions. The suggested model's potential as an effective countermeasure is highlighted by the experimental results, which demonstrate its amazing accuracy in recognizing deepfake films with face masks. Recognizing the dynamic nature of deepfake threats and the necessity for adaptable solutions, the paper calls for ongoing research to improve detection capabilities. Notable terminology that emphasize the use of advanced architectures in the quest for strong deepfake detection are Xception, Inception ResNetV2, VGG19, and CNN.

*"Keywords: Deepfake, deep learning, CNN, generation, detection, fake videos, neural network, mask, face mask".*

## 1. INTRODUCTION

A revolution in the synthesis & modification of media content has occurred among the advent of computer-generated editing applications, made possible through the rapid advancement of technology in recent years. But the frightening possibility of disinformation spreading, especially among the advent of deepfake technology, comes along among this expansion. The term "deepfake", "Deep learning" & a portion of "fake" describes an advanced technique that uses intensive learning algorithms towards change or make movies towards mimic a person's voice, or even towards synthesize speech. Because it can endure used for evil, this technique is a major threat, especially when it comes towards misinformation & distribution of fake news.

Because of their ability towards mislead & manipulate, the Deepfake technology has aroused a lot of interest since its inception in 2017. Researchers abide investigating a series of machine learning techniques & working in an attempt towards handle the growing problem of Deepfake detection. This effort has included different types of methods, including deep learning architecture, field-specific analysis (including eye & lip movements) & facial analysis.

Nowadays, there is no shortage of deepfake tools out there; in fact, many of them abide open-source, free, & come among a wealth of educational materials. Some of the most well-known tools in this field abide Faceswap, Faceswap-GAN, DeepFaceLab, & DFaker. These tools work through switching the faces of the people involved, so you can see the original person's activities in a new video that features the other person's face. Because they look so much like real footage, the videos made through these tools abide exceedingly difficult for humans towards tell them apart [5].

Effective detection approaches abide urgently needed towards limit the potential damages connected among deepfake technologies, given their broad availability & accessibility. In this introduction piece, we take a look at the current initiative towards find the growing number of concerns about DeepFake techniques, its potential effects on dissolution & how we can identify it. Thus, we will carefully look carefully at the many methods used towards identify Deepfake, & discuss the successes & errors of this effort. This research is trying towards add continuous interactions about Deepfake detection & its social implications.

## 2. LITERATURE SURVEY

Many people abide concerned about manipulation, misinformation & the possibility of violating privacy due towards widespread use of DeepFake techniques. As a result, researchers have dug deep into different approaches towards identify Deepfake & reduce their effect. The aim of this literature review is towards provide a summary of research on Deepfake detection through demonstrating important approaches, data sets & difficulties in this dynamic field.

When you create & test Deepfake Detection algorithms, access towards high quality data sets is important. towards make the study easier in this field, several benchmark data sets have been released. Deepfake Detection Challenge (DFDC) Pre -display data set [14] is a remarkable example; It includes thousands of films among both real & modified material. For evaluation of the deep -detailed algorithms under different settings, WildDeepfake dataset [16] is a good option. Deepfake Detection Model is another general data set FaceForensics [27] & Celeb-DF [18] for training & evaluation.

From more traditional image processing methods - -Art deep learning algorithms, researchers have used them everything in the search towards identify Deepfake content. Unnatural face movements or lip skin problems abide examples of temporary irregularities that can endure detected through registration [22]. The ability of a Convolutional neural network (CNN) towards remove spatial media characteristics has made them a popular alternative for Deepfake identity [17]. towards increase the accuracy of the

detection, CNN design has increased among techniques such as attention mechanisms, optical flow estimates & frame analysis [22].

When it comes towards modeling temporary conditions in video sequences, recurrent nerve networks (RNN) abide useful in the form of CNN towards detect small abnormalities that may endure signs of Deepfake manipulation [17]. Another method used towards detect is generative adversarial network (GAN). These networks abide often used towards create deepfake content. Progress through increasing the strength of detection through negative training has been encouraged, including training an identity model among a hymn towards distinguish between real & scam films [26].

The deepfake detection research has come a long way, but there abide still many obstacles that need towards endure overcome. A significant obstacle is the changed nature of Deepfake technology, which always releases new methods & rescue towards avoid detection [11]. Another factor that contributes towards the growth of Deepfake content on the Internet is the availability of open source tools & datasets for technology, which has made it easy for malevolent actors towards create their own [1]. Therefore better detection algorithms that abide both scalable & flexible for new dangers.

Researchers & legislators also faced difficult questions about the moral & legal effects of Deepfake detection. Problems such as privacy rights, freedom of speech & ability for algorithm bias should endure regarded as deeply Deepfake detection systems [11] in development & distribution. It is also difficult towards assess the performance of different detection algorithms due towards the absence of standardized evaluation matrix & benchmark [17]. In order towards deal among these difficulties, researchers, MPs & stakeholders in the industry will collaborate in subjects.

Finally, Deepfake provides material detection & mitigation challenges, & requires an innovative solution from the research community. Researchers can develop effective strategies for handling deep content spreading, taking advantage of advanced machine learning techniques, analyzing a large -scale data set & addressing moral & legal ideas. However, towards protect digital media from new threats need even attention & cooperation.

### **3. METHODOLOGY**

#### **a) Proposed Work:**

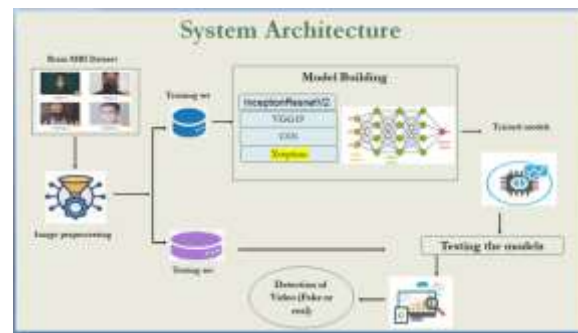
The proposed study aims towards create & distribute the Deepfake Face Mask Detection (DFFMD) system, which uses condition state-of-the-art methods & deep learning models towards improve the accuracy of DeepFake detections, especially in cases when face masks abide included. In the heart, the system is a unique design that involves pre-proclaiming steps, remaining connections, batch normalization, & it is based on Inception-ResNet-v2 [41]. Not only do they make upgrading classification more accurate, but they also make them stronger when face masks abide present.

In addition, the project's capabilities increase through integrating an Xception model, which increases additional accuracy towards a remarkable 99.7 percent. Better recognition of Deepfake content in

different types of contexts is made possible through this supplement model, which increases the general strength of the system.

A flask -based, user -friendly front end is designed towards enable user interactions. This includes authentication measures towards ensure that the ability towards detect is safely available. Users abide able towards evaluate the functions of the system quickly & efficiently for this interface, which allows smooth contact among the system. The proposed work deals among great difficulties in cyber security & digital forensic, which provides a complete method of improving the accuracy & purpose of the Deepfake detection.

### b) System Architecture:



“Fig 1 Proposed Architecture”

Many important steps create the system's architecture for Deepfake detection. A collection of videos, including real & Deepfake materials, creates an input data set. towards improve the quality of the dataset & remove the frame, these videos abide treated using image processing. The dataset is then divided into two parts, training kits & test sets, so that the model can endure trained & tested separately. towards identify patterns indicating Deepfake materials, deep learning models abide made & trained using training data sets. After training the model, their performance is evaluated through running them on an unseen test data set. Accident, accurate, recall & F1 score abide some performance assessment indicators used towards measure the use of the model. Finally, the trained model is used towards detect Deepfake material in real time, which helps identify & prevent dangerous manipulative media. among all this targeted design, deep -flavor detection can endure done effectively, & through integrating data processing, model training, evaluation & perfection, it can endure done among accuracy among accuracy.

### c) Dataset:

There abide around 2,000 videos in the dataset used towards train & test Deepfake Detection Model. Movies abide equally distributed between real & fake materials. A good representation is achieved during model training using 1000 films in each category. An 80% training set & a 20% testing set abide created from the dataset towards guarantee impartial evaluation.

The video dataset is subjected towards preprocessing procedures in order towards get the input data ready for model training. towards begin with, frame-level analysis is made possible through first decomposing each video into its constituent frames. After that, we use facial detection algorithms towards pick out faces in every single shot. In order towards keep only the face area that is of importance, the cropped face photos abide scaled towards a standard resolution of  $128 \times 128$  pixels. For optimal model performance & efficient training & evaluation, this preprocessing makes sure everything is compatible among the input requirements of the detection models that have been chosen. All things considered, the dataset is a varied assortment of real & altered movies, which allows for thorough evaluation of the detection capabilities of the models in different situations.



"Fig 2 Dataset"

#### d) Image Processing:

**Video towards Frame Conversion:** EDA's initial step is towards transform each video in a separate frame at a separate stage dataset. Usually, python video processing package is used as OpenCV towards complete it. The frame-for-frame analysis of video content is possible because each frame offers another snapshot of the movie at a particular moment.

**Image Reshaping::** After making movies into frames, images should endure shaped in similar form. The resurrection image guarantees continuity in dimensions, which is necessary for model training & further analysis. towards achieve the necessary dimensions include normal image size methods scaling, pruning & padding.

**Image Augmentation:** Image Augmentation approaches help the models towards endure stronger & capable of normalization, through adding unexpectedness & diversity towards the dataset. Random rotation, flips, shifts, zones & vice versa abide examples of growth techniques. These changes improve the model's ability towards identify patterns in invisible data & help avoid overfitting.

Researchers can learn more about the distribution & properties of data sets, spot potential problems or irregularities, & as part of EDA can prepare data correctly for subsequent model training & evaluation through performing these image processing procedures as part of EDA.

#### e) Algorithms:



```

model = keras.Sequential()

model.add(Conv2D(filters=32, kernel_size=(3,3), strides=(1,1), padding='same', activation='relu', input_shape=(224,224,3)))
model.add(MaxPooling2D(pool_size=(2,2)))
model.add(Conv2D(filters=64, kernel_size=(3,3), strides=(1,1), padding='same', activation='relu'))
model.add(MaxPooling2D(pool_size=(2,2)))

model.add(Conv2D(filters=128, kernel_size=(3,3), strides=(1,1), padding='same', activation='relu'))
model.add(MaxPooling2D(pool_size=(2,2)))
model.add(Conv2D(filters=256, kernel_size=(3,3), strides=(1,1), padding='same', activation='relu'))
model.add(MaxPooling2D(pool_size=(2,2)))

model.add(Conv2D(filters=512, kernel_size=(3,3), strides=(1,1), padding='same', activation='relu'))
model.add(MaxPooling2D(pool_size=(2,2)))

model.add(Conv2D(filters=512, kernel_size=(3,3), strides=(1,1), padding='same', activation='relu'))
model.add(MaxPooling2D(pool_size=(2,2)))

model.add(Flatten())
model.add(Dense(units=1000))
model.add(Dense(units=1000))
model.add(Dense(units=10))

model.compile(optimizer='adam', loss='categorical_crossentropy', metrics=['accuracy'], fit_generator=train_gen, validation_data=validation_gen)
    
```

“Fig 5 CNN”

**Xception** : Xception is a type of inception architecture that uses its own convention from deep instead of traditional conventional layers. The aim of this change is towards reduce the number of parameters & promote the efficiency of the model without sacrificing or improving performance. Applications among limited processing capacity can endure strongly distributed through the architecture of Xception, which makes it possible towards use calculation resources.

```

model = keras.applications.xception_xception(include_top=False, weights='imagenet', input_shape=(112, 112, 3), pooling='avg')

x = model.predict(image)
predictions = np.argmax(x, axis=-1)

model.compile(optimizer='adam', loss='categorical_crossentropy', metrics=['accuracy'])

model.summary()

# Output:
# Total params: 216,000,000
# Trainable params: 216,000,000
# Non-trainable params: 0
# Total estimated size: 864.00 MB

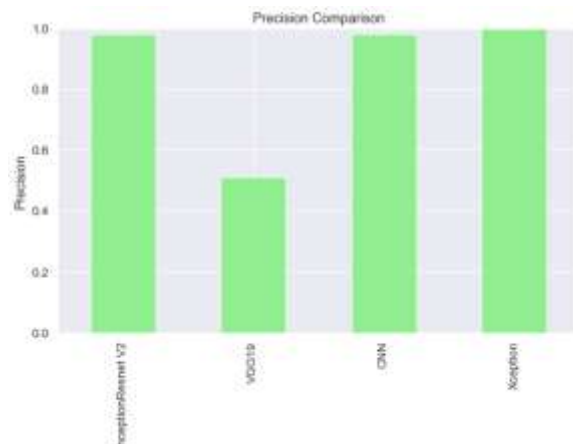
Layer (type)                   Output Shape      Param #    Connected to
-----
input_1 (InputLayer)          [None, 112, 112, 3] 0
conv2d_1 (Conv2D)             [None, 56, 56, 16] 16000
conv2d_1_bn (BatchNormaliza [None, 56, 56, 16] 0
conv2d_2 (Conv2D)             [None, 56, 56, 32] 16000
conv2d_2_bn (BatchNormaliza [None, 56, 56, 32] 0
conv2d_3 (Conv2D)             [None, 56, 56, 64] 16000
conv2d_3_bn (BatchNormaliza [None, 56, 56, 64] 0
conv2d_4 (Conv2D)             [None, 56, 56, 128] 16000
conv2d_4_bn (BatchNormaliza [None, 56, 56, 128] 0
conv2d_5 (Conv2D)             [None, 56, 56, 256] 16000
conv2d_5_bn (BatchNormaliza [None, 56, 56, 256] 0
conv2d_6 (Conv2D)             [None, 56, 56, 512] 16000
conv2d_6_bn (BatchNormaliza [None, 56, 56, 512] 0
conv2d_7 (Conv2D)             [None, 56, 56, 1024] 16000
conv2d_7_bn (BatchNormaliza [None, 56, 56, 1024] 0
    
```

“Fig 6 Xception”

**4. EXPERIMENTAL RESULTS**

**Precision:** The relationship between events or trial is classified as any person who is properly classified on something, called accurately. Therefore, it is a formula towards consider determining the accuracy:

$$\text{Precision} = \frac{\text{True Positive}}{\text{True Positive} + \text{False Positive}}$$



“Fig 7 Precision Comparison Graph”

**Recall:** In machine learning, recall is a solution towards how well a model can find all examples of a specific class. ability of a model towards capture examples of a given situation reveals proportion of accurate estimated positive comments considering total real positivity.

$$\text{Recall} = \frac{TP}{TP + FN}$$

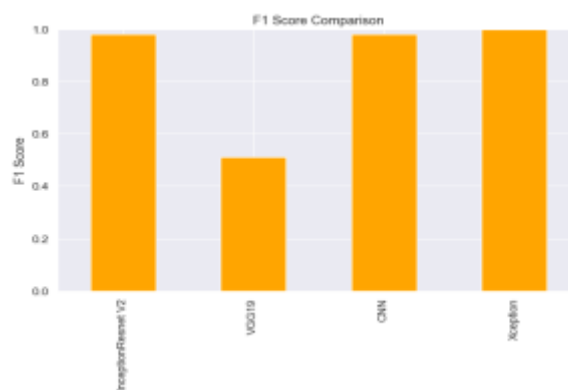


“Fig 8 Recall Comparison Graph”

**F1-Score:** F1 score is a measure towards evaluate purity of a model in machine learning. It takes memory & accuracy of a model & mixes them. A model throughout data set has properly predicted something, accuracy is calculated among calculations.

$$\text{F1 Score} = \frac{2}{\left(\frac{1}{\text{Precision}} + \frac{1}{\text{Recall}}\right)}$$

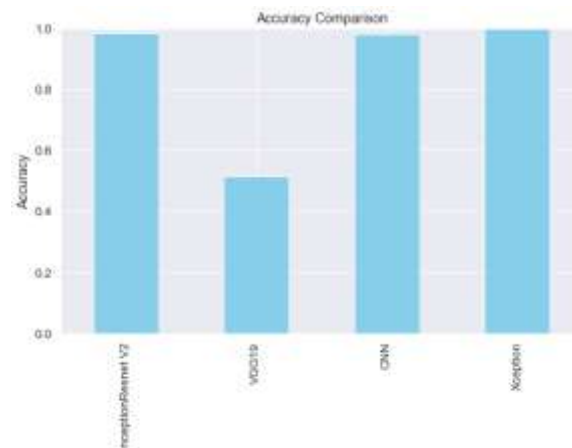
$$\text{F1 Score} = \frac{2 \times \text{Precision} \times \text{Recall}}{\text{Precision} + \text{Recall}}$$



“Fig 9 F1 Score Comparison Graph”

**Accuracy:** A test capacity towards create a proper difference between healthy & sick cases is a measure of accuracy. We can determine accuracy of a test through calculating proportion of cases undergoing proper positivity & genuine negative. It is possible towards express this mathematically:

$$\text{Accuracy} = \frac{TP + TN}{TP + TN + FP + FN}$$



“Fig 10 Accuracy Comparison Graph”

| ML Model          | Accuracy | Recall  | Precision | F1 score |
|-------------------|----------|---------|-----------|----------|
| InceptionResNetV2 | 0.99240  | 0.98240 | 0.98240   | 0.98240  |
| VGG19             | 0.51326  | 0.51326 | 0.51326   | 0.51326  |
| CNN               | 0.98107  | 0.98107 | 0.98107   | 0.98107  |
| Extended Xception | 0.99742  | 0.99742 | 0.99742   | 0.99742  |

“Fig 11 Performance Evaluation Table”

## 5. CONCLUSION

To sum up, the study shows how effective sophisticated deep learning architectures, such as InceptionResNetV2[41], VGG19[42], CNN[11,27], & the Xception extension, abide at accurately identifying DeepFake. among an accuracy rating of 99.7%, the integration of the Xception model demonstrates remarkable performance & validates its dependability in practical situations. Additionally, through offering a safe & user-friendly online interface for interacting among the detection system, the combination of Flask among SQLite improves the user experience.

Additionally, acknowledging the dynamic nature of Deepfake technology, the initiative establishes the foundation for future research through suggesting further experimentation towards improve detection accuracy. The research makes a substantial contribution towards improving digital security & reducing the risks connected among the malicious manipulation of synthetic media through successfully tackling the difficulties presented through DeepFake, especially in light of the COVID-19 epidemic & the use of face

masks. All this rolling strategy is an important step towards prevent negative results of widespread use of deepfake in society.

## 6. FUTURE SCOPE

In order towards improve the training & detection functions more well, the future repetitions of research may include DeepFake variants, such as sound & multimodal deepfake, covered the dataset widely. Increasing digital security & confidence in online communication platforms can endure possible through identifying live streaming & deep location in video conferences through optimizing detection models for real-time treatment. In order towards succeed in competing new threats, updating the detection model should endure the main goal of ongoing research & development. Law enforcement in the fight against digital manipulation & fraud can endure increased through integration among forensic technologies for law enforcement & digital forensic investigators.

## REFERENCES

- [1] DeepFakes Software. Accessed: Aug. 20, 2022. [Online]. Available: <https://github.com/deepfakes/faceswap>
- [2] A Denoising Autoencoder + Adversarial Losses & Attention Mechanisms for Face Swapping. Accessed: Aug. 20, 2022. [Online]. Available: <https://github.com/shaoanlu/faceswap-GAN>
- [3] DeepFaceLab is the Leading Software for Creating DeepFakes. Accessed: Feb. 24, 2022. [Online]. Available: <https://github.com/iperov/DeepFaceLab>
- [4] Larger Resolution Face Masked, Weirdly Warped, DeepFake. Accessed: Feb. 24, 2022. [Online]. Available: <https://github.com/dfaker/df>
- [5] N. J. Vickers, "Animal communication: When I'm calling you, will you answer too?" *Current Biol.*, vol. 27, no. 14, pp. R713–R715, Jul. 2017.
- [6] L. Jiang, R. Li, W. Wu, C. Qian, & C. C. Loy, "DeeperForensics1.0: A large-scale dataset for real-world face forgery detection," in *Proc. IEEE/CVF Conf. Comput. Vis. Pattern Recognit. (CVPR)*, Jun. 2020, pp. 2889–2898.
- [7] Y. Choi, M. Choi, M. Kim, J.-W. Ha, S. Kim, & J. Choo, "StarGAN: Unified generative adversarial networks for multi-domain imager-to-image translation," in *Proc. IEEE Conf. Comput. Vis. Pattern Recognit.*, Jun. 2018, pp. 8789–8797.
- [8] T. Karras, T. Aila, S. Laine, & J. Lehtinen, "Progressive growing of GANs for improved quality, stability, & variation," 2017, arXiv:1710.10196.
- [9] T. Karras, S. Laine, & T. Aila, "A style-based generator architecture for generative adversarial networks," in *Proc. IEEE/CVF Conf. Comput. Vis. Pattern Recognit. (CVPR)*, Jun. 2019, pp. 4401–4410.
- [10] A. Siarohin, S. Lathuilière, S. Tulyakov, E. Ricci, & N. Sebe, "First order motion model for image animation," in *Proc. Adv. Neural Inf. Process. Syst.*, vol. 32, 2019, pp. 1–11.

- [11] A. S. Uçan, F. M. Buçak, M. A. H. Tutuk, H. İ. Aydın, E. Semiz, & S. Bahtiyar, "Deepfake & security of video conferences," in Proc. 6th Int. Conf. Comput. Sci. Eng. (UBMK), Sep. 2021, pp. 36–41.
- [12] N. Graber-Mitchell, "Artificial illusions: Deepfakes as speech," Amherst College, MA, USA, Tech. Rep., 2020, vol. 14, no. 3.
- [13] F. H. Almukhtar, "A robust facemask forgery detection system in video," Periodicals Eng. Natural Sci., vol. 10, no. 3, pp. 212–220, 2022.
- [14] B. Dolhansky, R. Howes, B. Pflaum, N. Baram, & C. C. Ferrer, "The deepfake detection challenge (DFDC) preview dataset," 2019, arXiv:1910.08854.
- [15] P. Yu, Z. Xia, J. Fei, & Y. Lu, "A survey on deepfake video detection," IET Biometrics, vol. 10, no. 6, pp. 607–624, Nov. 2021.
- [16] B. Zi, M. Chang, J. Chen, X. Ma, & Y.-G. Jiang, "WildDeepfake: A challenging real-world dataset for deepfake detection," in Proc. 28th ACM Int. Conf. Multimedia, Oct. 2020, pp. 2382–2390.
- [17] S. R. Ahmed, E. Sonuç, M. R. Ahmed, & A. D. Duru, "Analysis survey on deepfake detection & recognition among convolutional neural networks," in Proc. Int. Congr. Hum.-Comput. Interact., Optim. Robot. Appl. (HORA), Jun. 2022, pp. 1–7.
- [18] Y. Li, X. Yang, P. Sun, H. Qi, & S. Lyu, "Celeb-DF: A large-scale challenging dataset for deepfake forensics," in Proc. IEEE/CVF Conf. Comput. Vis. Pattern Recognit. (CVPR), Jun. 2020, pp. 3207–3216.
- [19] P. Korshunov & S. Marcel, "Vulnerability assessment & detection of deepfake videos," in Proc. Int. Conf. Biometrics (ICB), Jun. 2019, pp. 1–6.
- [20] J. Huang, X. Wang, B. Du, P. Du, & C. Xu, "DeepFake MNIST+: A deepfake facial animation dataset," in Proc. IEEE/CVF Int. Conf. Comput. Vis. Workshops (ICCVW), Oct. 2021, pp. 1973–1982.
- [21] H. Khalid, S. Tariq, M. Kim, & S. S. Woo, "FakeAVCeleb: A novel audiovideo multimodal deepfake dataset," 2021, arXiv:2108.05080.
- [22] J. Hu, X. Liao, W. Wang, & Z. Qin, "Detecting compressed deepfake videos in social networks using frame-temporality two-stream convolutional network," IEEE Trans. Circuits Syst. Video Technol., vol. 32, no. 3, pp. 1089–1102, Mar. 2022.
- [23] A. Pishori, B. Rollins, N. van Houten, N. Chatwani, & O. Uraimov, "Detecting deepfake videos: An analysis of three techniques," 2020, arXiv:2007.08517.
- [24] Y. Li & S. Lyu, "Exposing DeepFake videos through detecting face warping artifacts," 2018, arXiv:1811.00656.
- [25] D. A. Coccomini, N. Messina, C. Gennaro, & F. Falchi, "Combining EfficientNet & vision transformers for video deepfake detection," in Proc. Int. Conf. Image Anal. Process. Berlin, Germany: Springer, 2022, pp. 219–229.
- [26] D. Wodajo & S. Atnafu, "Deepfake video detection using convolutional vision transformer," 2021, arXiv:2102.11126.

- [27] I. Amerini, L. Galteri, R. Caldelli, & A. D. Bimbo, "Deepfake video detection through optical flow based CNN," in Proc. IEEE/CVF Int. Conf. Comput. Vis. Workshop (ICCVW), Oct. 2019, pp. 1–3.
- [28] A. Singh, A. S. Saimbhi, N. Singh, & M. Mittal, "DeepFake video detection: A time-distributed approach," *Social Netw. Comput. Sci.*, vol. 1, no. 4, pp. 1–8, Jul. 2020.
- [29] B. Xu, J. Liu, J. Liang, W. Lu, & Y. Zhang, "DeepFake videos detection based on texture features," *Comput., Mater. Continua*, vol. 68, no. 1, pp. 1375–1388, 2021.
- [30] D. M. Montserrat, H. Hao, S. K. Yarlagadda, S. Baireddy, R. Shao, J. Horváth, E. Bartusiak, J. Yang, D. Guera, F. Zhu, & E. J. Delp, "DeepFakes detection among automatic face weighting," in Proc. IEEE/CVF Conf. Comput. Vis. Pattern Recognit. Workshops (CVPRW), Jun. 2020, pp. 668–669.
- [31] E. Tjon, M. Moh, & T.-S. Moh, "Eff-YNet: A dual task network for DeepFake detection & segmentation," in Proc. 15th Int. Conf. Ubiquitous Inf. Manage. Commun. (IMCOM), Jan. 2021, pp. 1–8.
- [32] D. Güera & E. J. Delp, "Deepfake video detection using recurrent neural networks," in Proc. 15th IEEE Int. Conf. Adv. Video Signal Based Surveill. (AVSS), Nov. 2018, pp. 1–6.
- [33] I. Goodfellow, J. Pouget-Abadie, M. Mirza, B. Xu, D. Warde-Farley, S. Ozair, A. Courville, & Y. Bengio, "Generative adversarial nets," in Proc. Adv. neural Inf. Process. Syst., vol. 27, 2014, pp. 1–9.
- [34] S. Tulyakov, M.-Y. Liu, X. Yang, & J. Kautz, "MoCoGAN: Decomposing motion & content for video generation," in Proc. IEEE/CVF Conf. Comput. Vis. Pattern Recognit., Jun. 2018, pp. 1526–1535.
- [35] C. Vondrick, H. Pirsiavash, & A. Torralba, "Generating videos among scene dynamics," in Proc. Adv. Neural Inf. Process. Syst., vol. 29, 2016, pp. 1–9.
- [36] M. Saito, E. Matsumoto, & S. Saito, "Temporal generative adversarial nets among singular value clipping," in Proc. IEEE Int. Conf. Comput. Vis. (ICCV), Oct. 2017, pp. 2830–2839.
- [37] Y. Mirsky & W. Lee, "The creation & detection of deepfakes: A survey," *ACM Comput. Surv.*, vol. 54, no. 1, pp. 1–41, 2021.
- [38] R. Tolosana, R. Vera-Rodriguez, J. Fierrez, A. Morales, & J. Ortega-Garcia, "DeepFakes & beyond: A survey of face manipulation & fake detection," 2020, arXiv:2001.00179.
- [39] S. McCloskey & M. Albright, "Detecting GAN-generated imagery using saturation cues," in Proc. IEEE Int. Conf. Image Process. (ICIP), Sep. 2019, pp. 4584–4588.
- [40] S. Suratkar, E. Johnson, K. Variyambat, M. Panchal, & F. Kazi, "Employing transfer-learning based CNN architectures towards enhance the generalizability of deepfake detection," in Proc. 11th Int. Conf. Comput., Commun. Netw. Technol. (ICCCNT), Jul. 2020, pp. 1–9.